



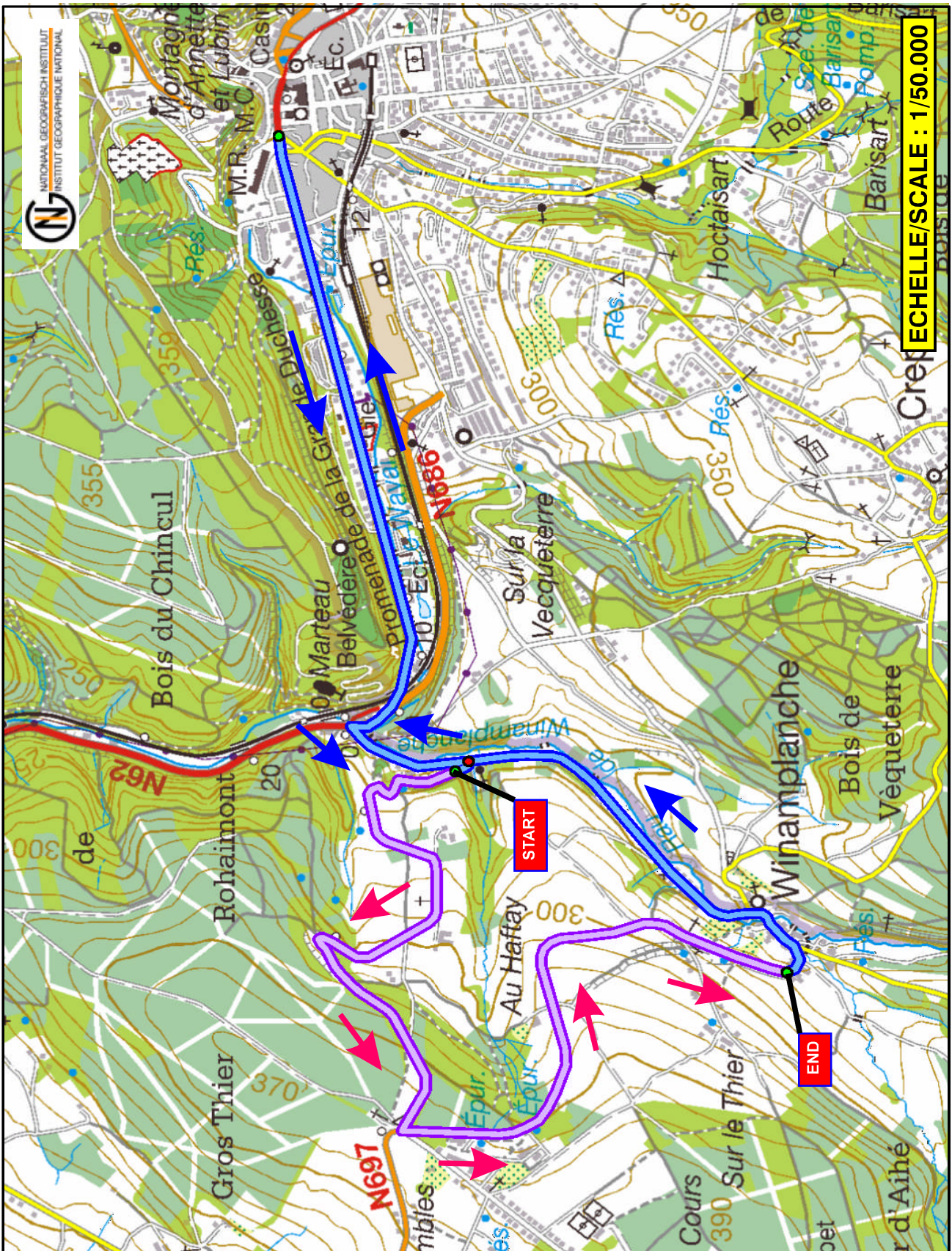
*Race
& Rally
Organisation*



ETALONNAGE

Plan
RB Liaison
RB Parcours

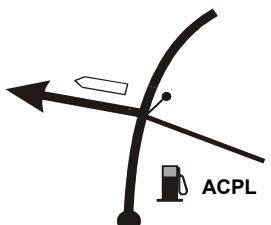




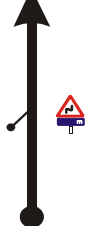


PLAN DU PARCOURS DE L'ETALONNAGE














LIAISON VERS ETALONNAGE

DISTANCE		DIRECTION	INFORMATION	DEGR.
TOTAL	PARTIAL			
0.00	0.00		N62 SPA --> THEUX 	3.02
0.42	0.42			2.60
1.05	0.63			1.97
1.38	0.33			1.64
1.56	0.18			1.46
2.24	0.68			0.78

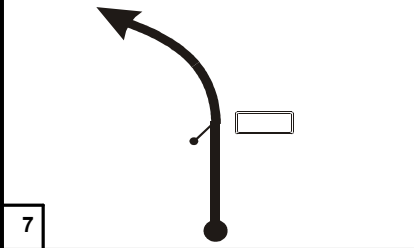
LIAISON VERS ETALONNAGE

DISTANCE		DIRECTION	INFORMATION	DEGR.
TOTAL	PARTIAL			
2.48	0.24	 <p>7</p>		0.54
2.97	0.49	 <p>8</p>	 	0.05
3.02	0.05	 <p>9</p>	<p>START ETALONNAGE</p>  	0.00

ETALONNAGE

DISTANCE		DIRECTION	INFORMATION	DEGR.
TOTAL	PARTIAL			
0.00	0.00		<p>START ETALONNAGE</p> 	4.59
1.15	1.15			3.44
2.27	1.12			2.32
2.41	0.14			2.18
2.43	0.02			2.16
4.20	1.77			0.39

ETALONNAGE

DISTANCE		DIRECTION	INFORMATION	DEGR.
TOTAL	PARTIAL			
4.59	0.39		<div style="border: 1px solid black; padding: 5px; display: inline-block;">Winamplanche</div> END ETALONNAGE	0.00